

○ MUSIC  city COUNSELOR


THANK YOU FOR YOUR
PURCHASE!



Hey y'all, Laura here! I so appreciate when you please take a moment to leave a review on my resources on my TpT Store. Thanks for your support! Enjoy the resource!

♥ *laura oathout*

LET'S CONNECT!



For helpful ideas, engaging resources, and freebies, please check out my website and membership!

○ ♥ **WEBSITE:** www.musiccitycounselor.com

♥ **MEMBERSHIP:** www.counselorcollab.com

ASCA MINDSETS & BEHAVIORS:

Category 1: Mindset Standards

- M 1: Belief in development of whole self, including a healthy balance of mental, social-emotional, and physical well-being.
- M 2: Sense of acceptance, respect, support, and inclusion for self and others in the school environment.

Category 2: Behavior Standards

- B-SMS 1: Responsibility for self and actions.
- B-SS 2: Positive, respectful and supportive relationships with students who are similar to and different from them.
- B-SS 4: Empathy.
- B-SS 6: Effective collaboration and cooperation skills.
- B-SS 9: Demonstrate social maturity and behaviors appropriate to the situation and environment.

DIRECTIONS PAGE 1:

This lesson will take approximately 45 minutes to complete.

Materials Needed:

- Printed materials
- Scissors
- Crayons or markers
- Pencils
- Glue sticks

Recommended Sequence:

1. Review the PowerPoint or digital for Google Slides™ presentation.
2. Review the instructional posters and display the bulletin board if you'd like.
3. Use the discussion cards with students.
4. Complete the craft, a worksheet, or a coloring page of your choice.
5. Students can decorate the mini story book and take it home to read with their families.

Presentation:

Both a PowerPoint and digital for Google Slides™ presentation are included. This presentation teaches students all about compassion. First, students "meet" Cooper, a little boy who loves to show compassion for others. Then, students learn the definition of compassion. Next, students listen to a story about Cooper and how he shows compassion for his new friend Juan at the park. Then, students can "turn and talk" with a partner and discuss 2 reflection questions about the story. Next, students learn 7 ways to be compassionate. Finally, students can "turn and talk" with a partner to reflect on how they can be more compassionate in their lives.

Bulletin Board:

9 beautiful posters are included as well as printable letters that say BE COMPASSIONATE. Please cut out the letters and staple them to the top of your bulletin board. Then, display the posters in any order that you'd like. Please see the sample on the next page.

SAMPLE

BULLETIN BOARD:



DIRECTIONS PAGE 2:

Discussion Cards:

12 discussion cards are included. You may choose to use these as a whole group or divide students into small groups. I prefer to divide students into groups of 2-4 and give each group 2-3 cards. Students can discuss their thoughts with their small group then share out with the class.

Truck Loads of Compassion Craft:

This craft is a cute way for students to practice compassion. Please give each student a **page with the truck** and a **page with the blank hearts**. Students can write or draw one way to be compassionate on each heart. About **8 hearts** fit best on the craft, but students can create as many as they'd like. Then, students can cut out the hearts and glue them onto the bed of the truck. They can also draw themselves in as the driver of the Compassion Truck. Please see the included sample on the next page.

Mini Story Book:

This is a **half-page** version of the "Cooper Shows Compassion" story from the presentation. Please print one story for each student, cut it down the middle, and staple it at the top. Students can color the story and take it home to read with their families.

Worksheets & Coloring Pages:

Assorted worksheets and coloring pages are included. Please choose those that best fit the needs and abilities of your students, and the amount of time that you have.

Questions, comments, or suggestions? Please contact me any time at laura@musiccitycounselor.com. I'm here to help! ☺

PS I SO appreciate when you **please take a moment to leave a review** on my resources on TpT. It earns you credits towards future purchases, helps other educators find quality resources, and helps my small business grow.


SAMPLE CRAFT:

Name: Aleesha Martin

Truck Loads of COMPASSION



MINI PRINTABLE STORY



COOPER shows COMPASSION

© Music City Counselor

: Meet Cooper! He is a 1st grader who loves playing :
basketball and spending time with his grandpa.
Everyone knows him as Compassionate Cooper!




© Music City Counselor

∴ One day, Cooper rode his bike to the park. He ∴ started to play on the monkey bars, then noticed a little boy crying all by himself.




© Music City Counselor

∴ Cooper ran over to the boy and put his hand on his ∴ shoulder. "What's your name?" Cooper asked. "Juan," he replied. "What's wrong?" Cooper asked.



© Music City Counselor

: • "I've looked everywhere," Juan explained. "I just • :
can't find my toy truck. It was a special gift from
my grandpa. I have to find it!" he exclaimed.




© Music City Counselor

: Cooper searched and searched for the toy truck. • :
He knew how important it was to Juan. He looked
behind bushes, beside trees, and under leaves.




© Music City Counselor

: • Suddenly, Cooper saw something shiny in the • :
sandbox. "Could this be the truck?" Cooper
wondered to himself, hopefully.




© Music City Counselor

: • Yes! It was the truck! Cooper ran over to Juan to • :
share his exciting discovery. Juan jumped up and
down, yelling, "Thank you, Cooper! Thank you!"



© Music City Counselor

∴ Cooper gave Juan a big hug and knew that not ∴
only had he made Juan's day, he had made a
new friend. He felt proud, happy, and thankful.



© Music City Counselor

∴ Write and draw about how you can be ∴
compassionate.

∴ ∴
© Music City Counselor

BULLETIN

BOARD

BE
CO

MPA

SSI

ON

ATE

7 Ways to Be COMPASSIONATE

Help others



Include others



Listen actively



Comfort others



Be kind



Stand up



Consider others



What is **COMPASSION?**

Having a BIG, kind, heart
for others. Noticing when
they feel sad or hurt and
choosing to help them.



How to be **COMPASSIONATE**

Help others



How to be **COMPASSIONATE**

Include others



How to be **COMPASSIONATE**

Listen actively



How to be **COMPASSIONATE**

Be kind



How to be **COMPASSIONATE**

Comfort others

and	the
to	a
go	you
be	play

© Music City Counselor




How to be **COMPASSIONATE**

Consider
others' feelings



How to be **COMPASSIONATE**

Stand up for
others



DISCUSSION CARDS



What is
compassion?

© Music City Counselor



Why was
Juan
crying?

© Music City Counselor



How did
Cooper
show
compassion
for Juan?

© Music City Counselor



How did
Juan feel
after
Cooper
found his
truck?

© Music City Counselor



If you were
Cooper, how
would you
feel when
you found
the truck?

© Music City Counselor



How do you feel when
you lose something?

© Music City Counselor



Share about
a time when
you were
compassionate.

© Music City Counselor



Share about
a time when
someone
showed
compassion
for you.

© Music City Counselor

© Music City Counselor



Why is
compassion
important?



How can you
be more
compassionate
in your
life?

© Music City Counselor



How does
compassion
make
others feel?

© Music City Counselor

What does compassion
mean to you?

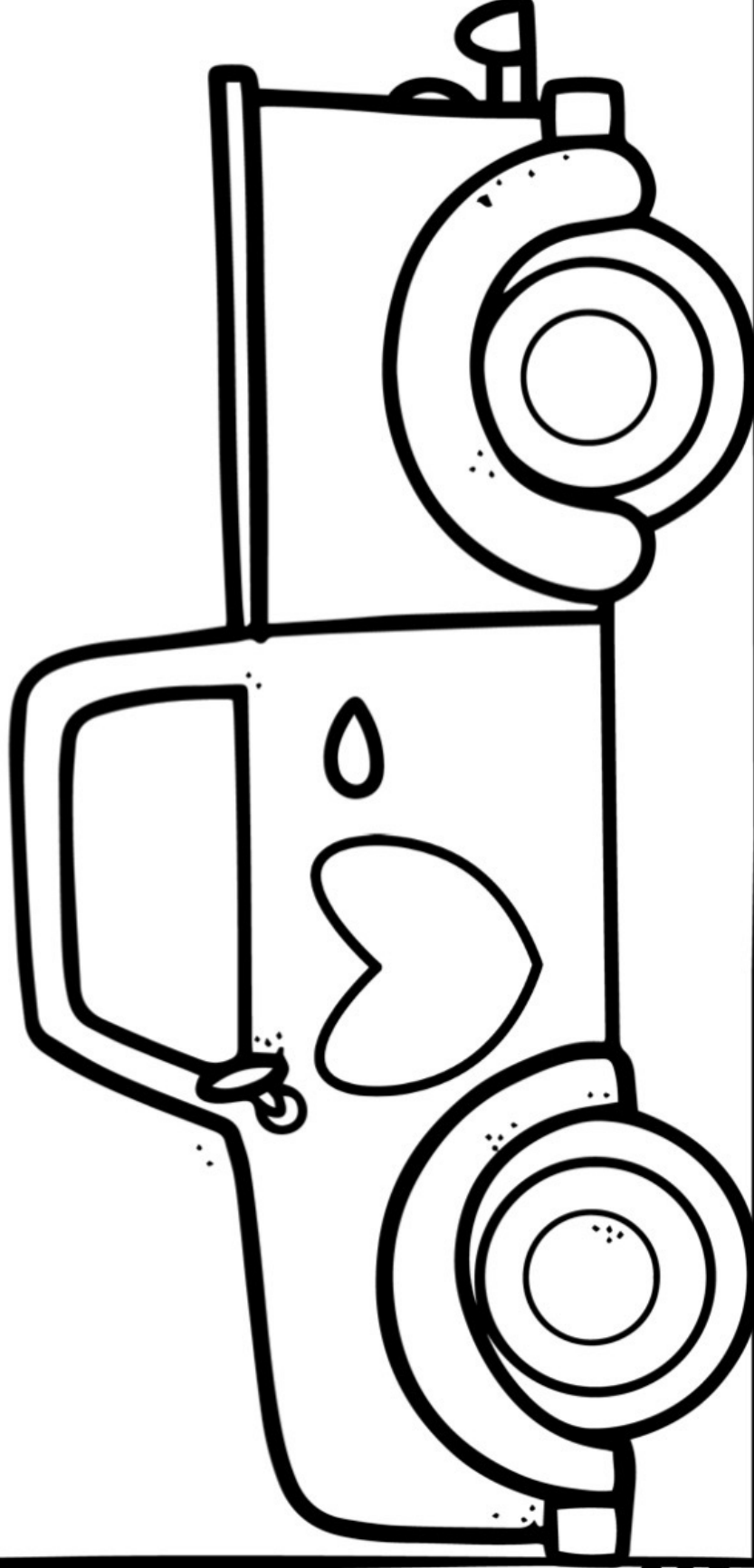







© Music City Counselor

CRAFT

Name: _____

Truck Loads of **COMPASSION**











WORKSHEETS

Name: _____

Color the pictures that show

COMPASSIONATE CHOICES.



Name: _____

COMPASSION

What does compassion mean to you?



Name: _____

COMPASSION

Share about a time when you were
compassionate to others.



COLORING PAGES


COMPASSION

I can help others.




COMPASSION

I can include others.




COMPASSION

I can listen actively.



COMPASSION

I can be kind.



COMPASSION


I can comfort others.

Aa Bb Cc Dd Ee Ff Gg Hh Ii Mm Nn Oo
Pp Qq Rr Ss Tt Uu Vv Ww Xx Yy Zz



0 1 2 3 4 5 6 7 8 9 10
11 12 13 14 15 16 17 18 19 20

and the
to a
go you
be play



© Music City Counselor



COMPASSION


I can be considerate.

QUIET, PLEASE



COMPASSION

I can stand up for others.



○ TERMS OF USE:

- Make copies for the purchaser's classroom AND share copies with other educators within your school building
- Reference (without distribution) this product in blog posts, seminars, professional development workshops, or other such venues provided there is both credit given to myself as the author and a link back to my TpT store included in the post/presentation

• YOU MAY •

- Claim the work as your own, alter the files in any way, or remove/attempt to remove the copyright
- Share this product with educators outside of your school building
- Repackage, sell, or giveaway this product to others
- Offer to share this product anywhere on the internet as a download or copy

• YOU MAY NOT •



Please contact me any time at laura@musiccitycounselor.com with questions, suggestions, resource requests, or comments. I'm here to help and would love to hear from you!

♥ Laura Oathout

THIS RESOURCE WAS MADE POSSIBLE THANKS TO:

